



# PORTSIDE STATISTICS

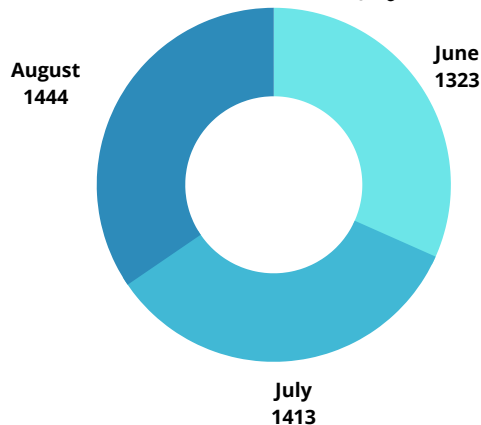
THE THIRD QUARTER

## SUMMARY

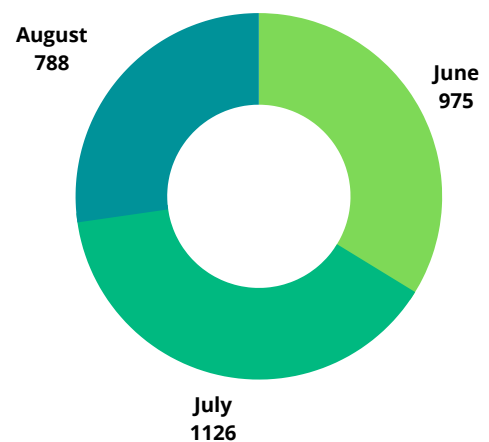
SLASPA was created out of the merger of the St Lucia Ports Authority with the Airports Division of the Ministry of Communications and Works. This merger has created a unique position for the island by providing avenues to generate initiatives to maximize the assets held in its name and offer value-added services to its clientele. To date the following information represents a snapshot over the period of three months of SLASPA's statistical standpoint. Irrespective of its highs and lows SLASPA remains dedicated to its mandate of connecting People Partners and The World.

## HIA AIRCRAFT MOVEMENTS

JUNE 2022-AUGUST 2022 | QUARTER 3

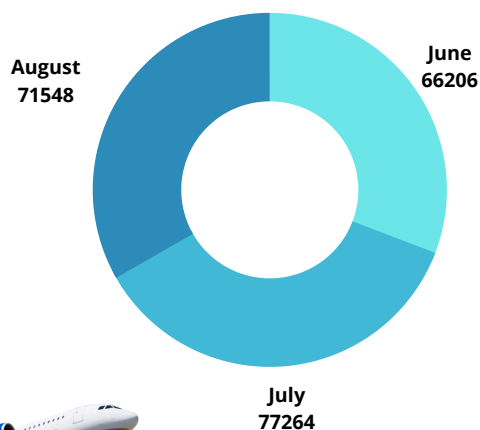


JUNE 2021-AUGUST 2021 | QUARTER 3

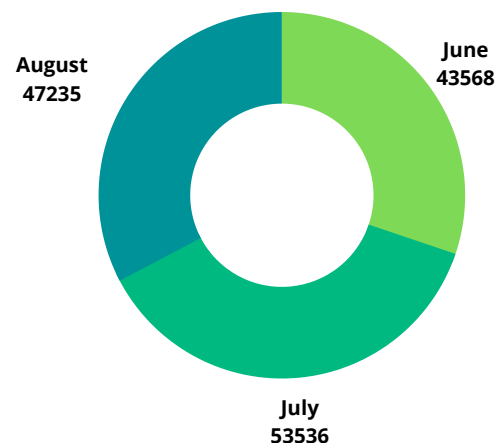


## HIA AIRCRAFT PASSENGERS

JUNE 2022-AUGUST 2022 | QUARTER 3



JUNE 2021-AUGUST 2021 | QUARTER 3



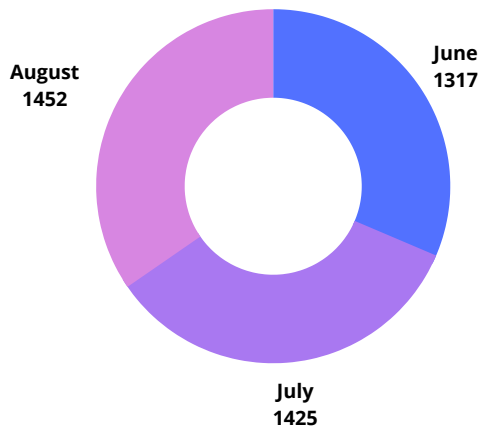


# PORTSIDE STATISTICS

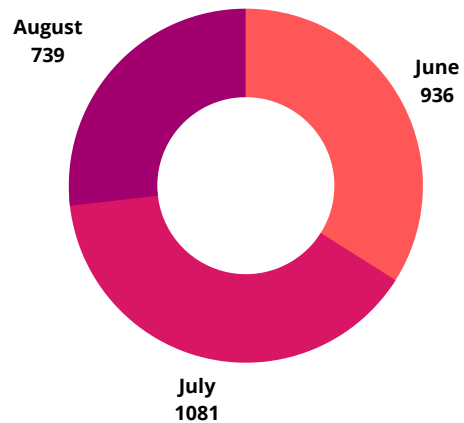
THE THIRD QUARTER

## GFLC AIRCRAFT MOVEMENTS

JUNE 2022-AUGUST 2022 | QUARTER 3

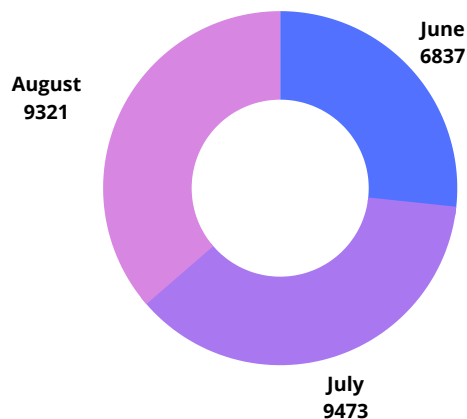


JUNE 2021-AUGUST 2021 | QUARTER 3

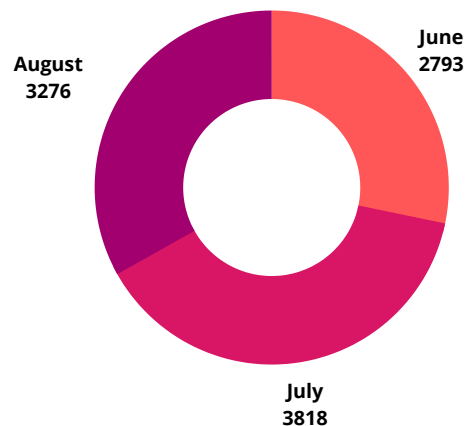


## GFLC AIRCRAFT PASSENGERS

JUNE 2022-AUGUST 2022 | QUARTER 3



JUNE 2021-AUGUST 2021 | QUARTER 3



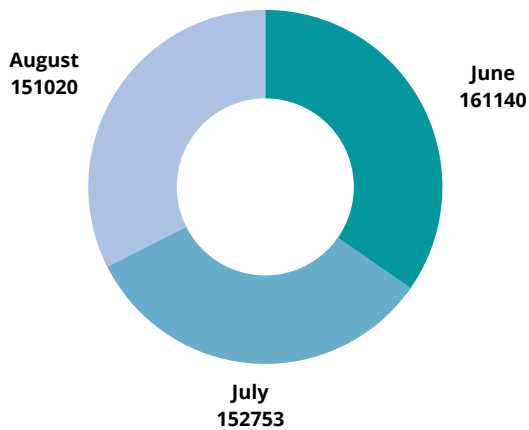


# PORTSIDE STATISTICS

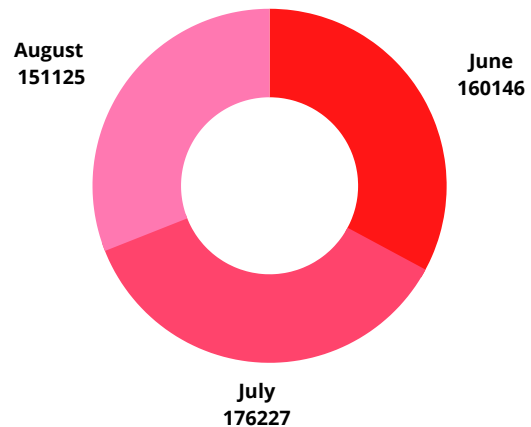
THE THIRD QUARTER

## HIA AIRCRAFT CARGO

JUNE 2022-AUGUST 2022 | QUARTER 3

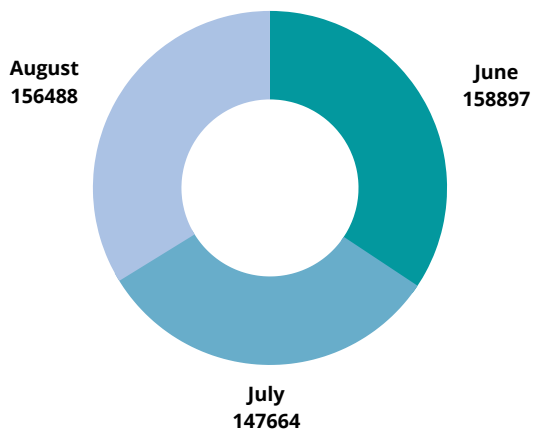


JUNE 2021-AUGUST 2021 | QUARTER 3

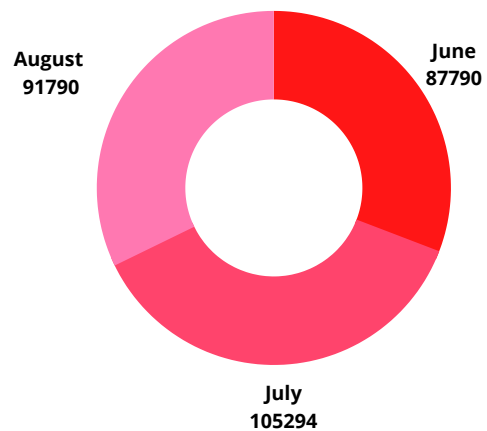


## GFLC AIRCRAFT CARGO

JUNE 2022-AUGUST 2022 | QUARTER 3



JUNE 2021-AUGUST 2021 | QUARTER 3






# PORTSIDE STATISTICS

THE THIRD QUARTER

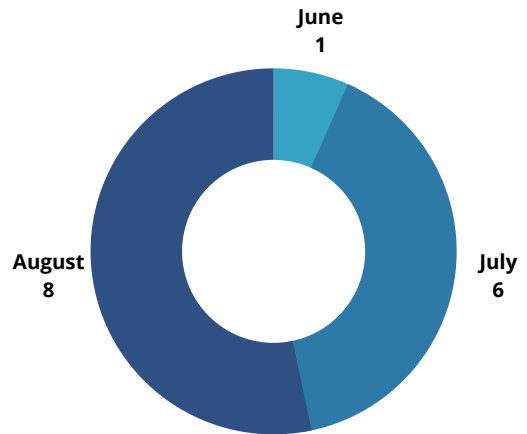
## CRUISE CALLS

JUNE 2022-AUGUST 2022 | QUARTER 3

JUNE 2021-AUGUST 2021 | QUARTER 3




June/Jul/Aug  
0



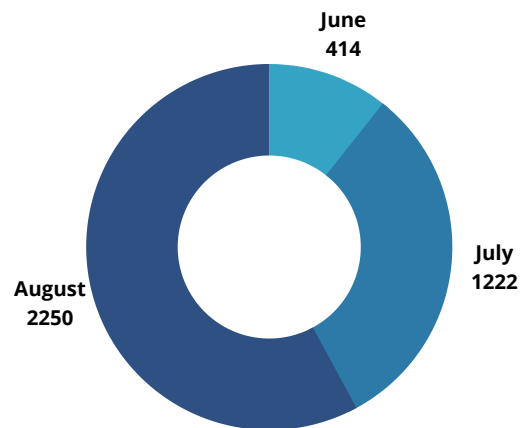
## CRUISE PASSENGERS

JUNE 2022-AUGUST 2022 | QUARTER 3

JUNE 2021-AUGUST 2021 | QUARTER 3



June/Jul/Aug  
0



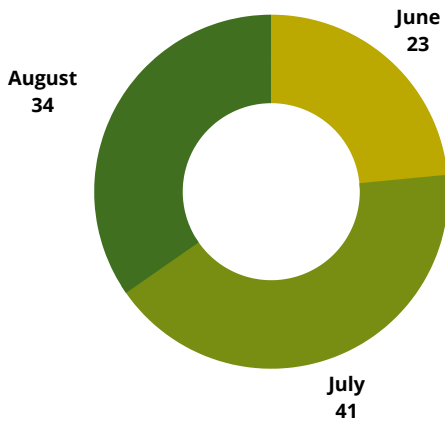


# PORTSIDE STATISTICS

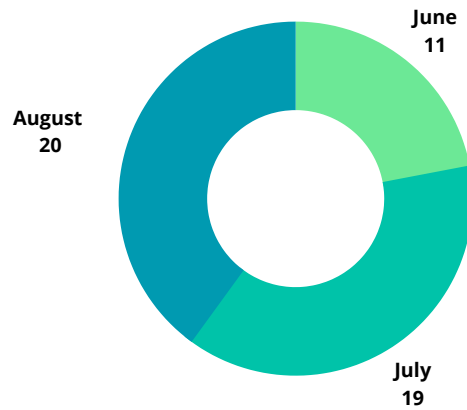
THE THIRD QUARTER

## FERRY CALLS

JUNE 2022-AUGUST 2022 | QUARTER 3

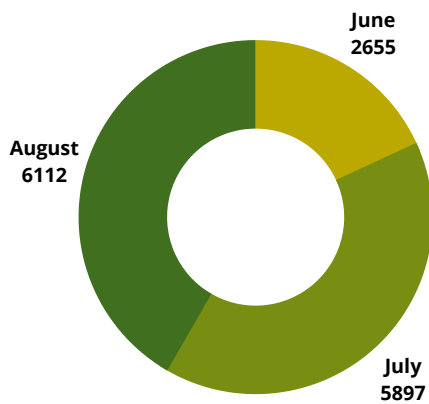


JUNE 2021-AUGUST 2021 | QUARTER 3


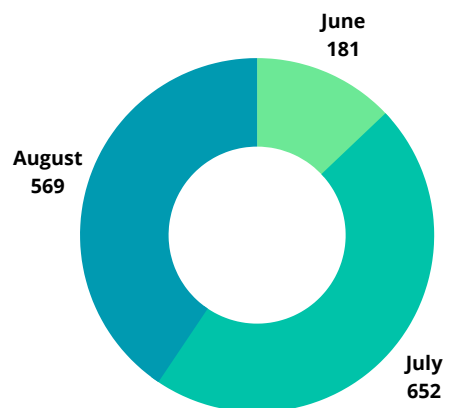


## FERRY PASSENGERS

JUNE 2022-AUGUST 2022 | QUARTER 3



JUNE 2021-AUGUST 2021 | QUARTER 3



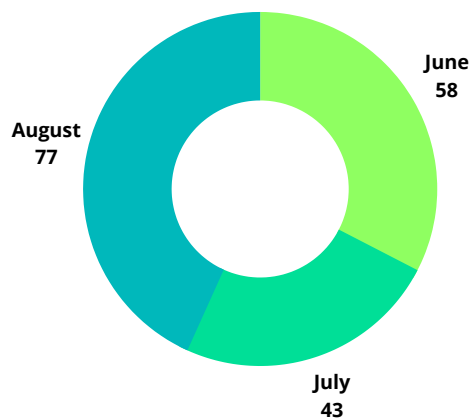


# PORTSIDE STATISTICS

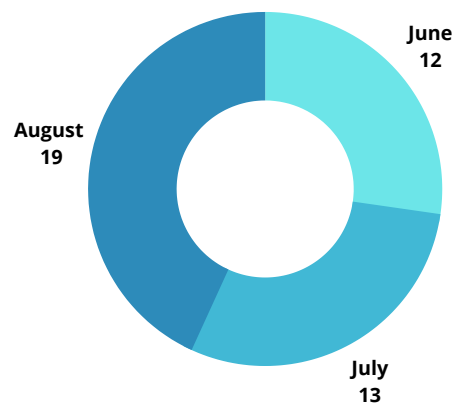
THE THIRD QUARTER

## TOTAL NO. OF YACHTS (MARIGOT)

JUNE 2022-AUGUST 2022 | QUARTER 3

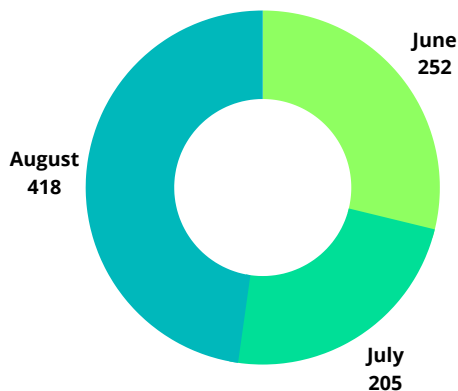


JUNE 2021-AUGUST 2021 | QUARTER 3

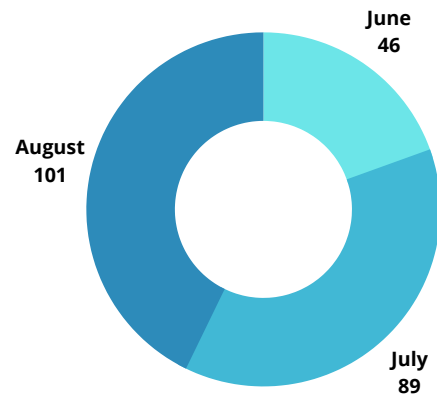


## YACHTING PASSENGERS (MARIGOT)

JUNE 2022-AUGUST 2022 | QUARTER 3



JUNE 2021-AUGUST 2021 | QUARTER 3



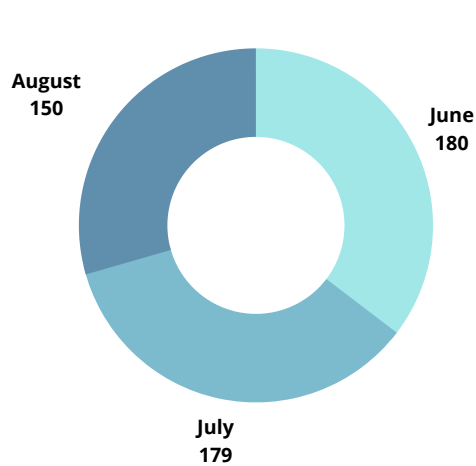


# PORTSIDE STATISTICS

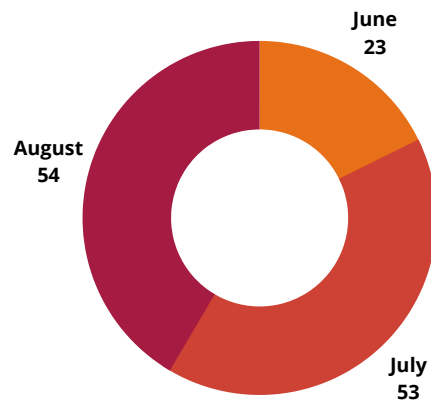
THE THIRD QUARTER

## TOTAL NO. OF YACHTS (RODNEY BAY)

JUNE 2022-AUGUST 2022 | QUARTER 3

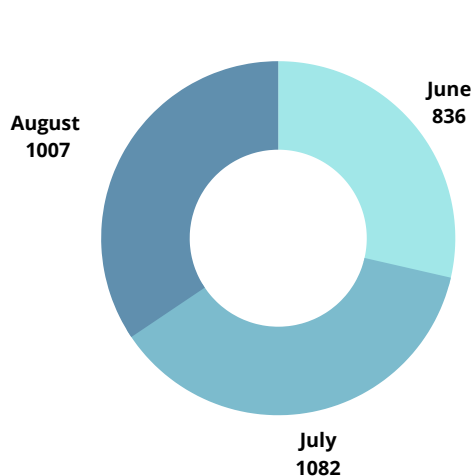


JUNE 2021-AUGUST 2021 | QUARTER 3

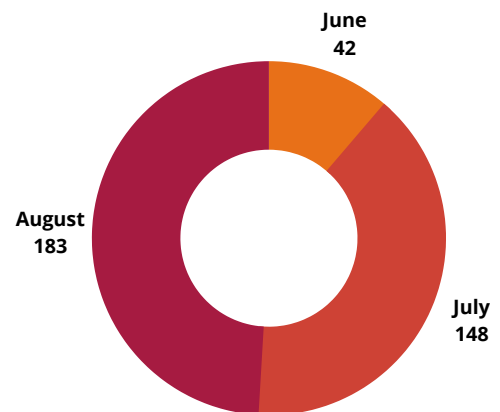


## YACHTING PASSENGERS (R.BAY)

JUNE 2022-AUGUST 2022 | QUARTER 3



JUNE 2021-AUGUST 2021 | QUARTER 3



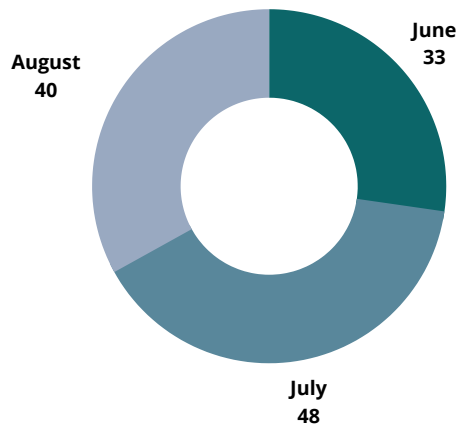


# PORTSIDE STATISTICS


THE THIRD QUARTER

## TOTAL NO. OF YACHTS (SOUFRIERE BAY)

JUNE 2022-AUGUST 2022 | QUARTER 3

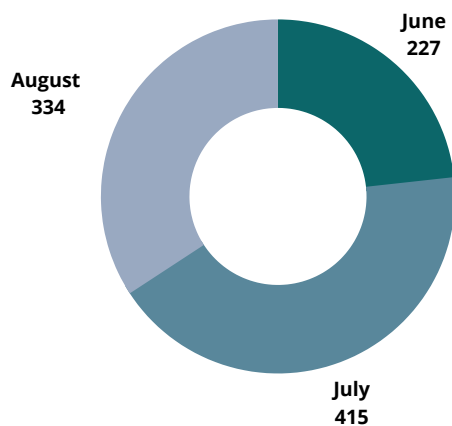


JUNE 2021-AUGUST 2021 | QUARTER 3




## YACHTING PASSENGERS (S.BAY)

JUNE 2022-AUGUST 2022 | QUARTER 3



JUNE 2021-AUGUST 2021 | QUARTER 3





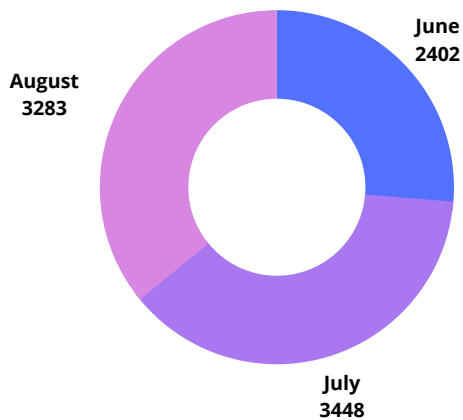


# PORTSIDE STATISTICS

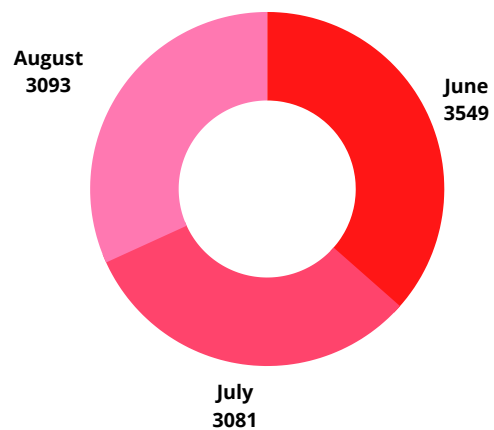
THE THIRD QUARTER

## SEAPORT CONTAINER CASTRIES (TEUS)

JUNE 2022-AUGUST 2022 | QUARTER 3

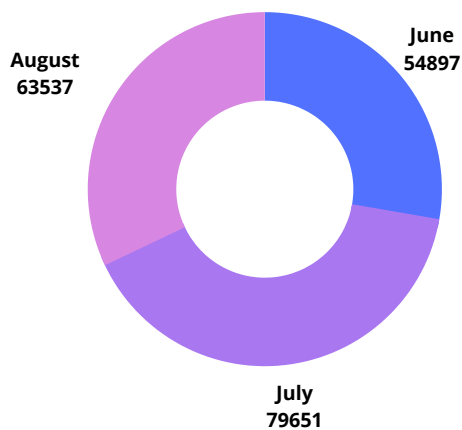


JUNE 2021-AUGUST 2021 | QUARTER 3


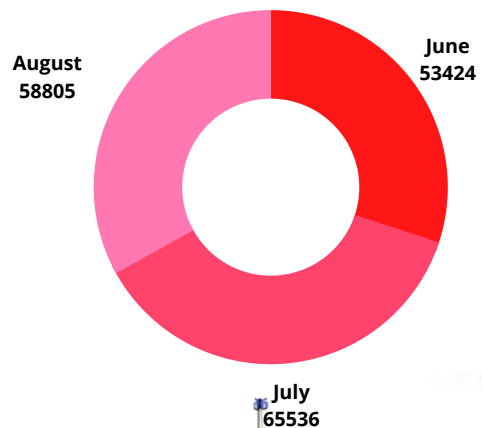


## SEAPORT CARGO CASTRIES (TONS)

JUNE 2022-AUGUST 2022 | QUARTER 3



JUNE 2021-AUGUST 2021 | QUARTER 3



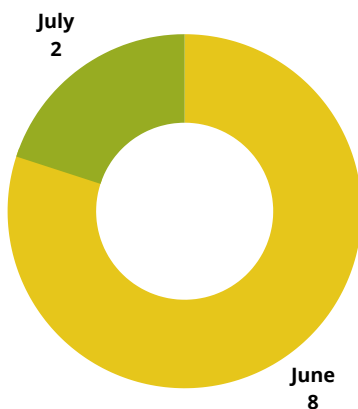


# PORTSIDE STATISTICS

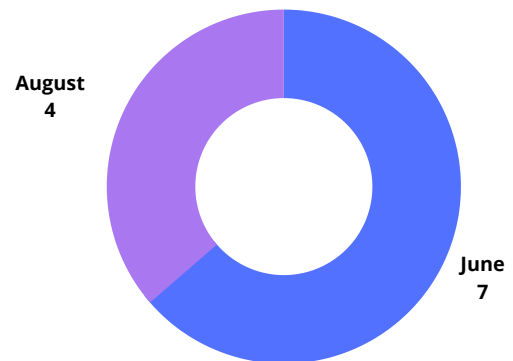
THE THIRD QUARTER

## SEAPORT CONTAINER VIEUX-FORT(TEUS)

JUNE 2022-AUGUST 2022 | QUARTER 3

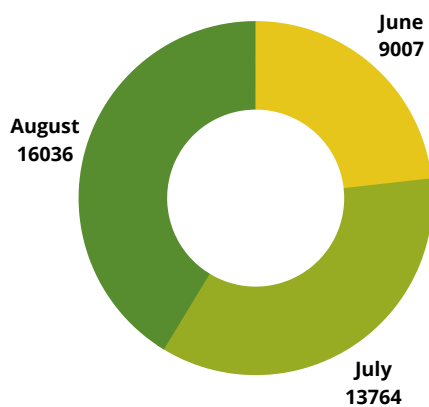


JUNE 2021-AUGUST 2021 | QUARTER 3



## SEAPORT CARGO VIEUX-FORT(TONS)

JUNE 2022-AUGUST 2022 | QUARTER 3



JUNE 2021-AUGUST 2021 | QUARTER 3

