




PORTSIDE STATISTICS

ANNUAL DATA

SUMMARY

SLASPA was created out of the merger of the St Lucia Ports Authority with the Airports Division of the Ministry of Communications and Works. This merger has created a unique position for the island by providing avenues to generate initiatives to maximize the assets held in its name and offer value-added services to its clientele. To date the following information represents a snapshot over the period of three months of SLASPA's statistical standpoint. Irrespective of its highs and lows SLASPA remains dedicated to its mandate of connecting People Partners and The World.

HIA AIRCRAFT MOVEMENTS



HIA AIRCRAFT PASSENGERS

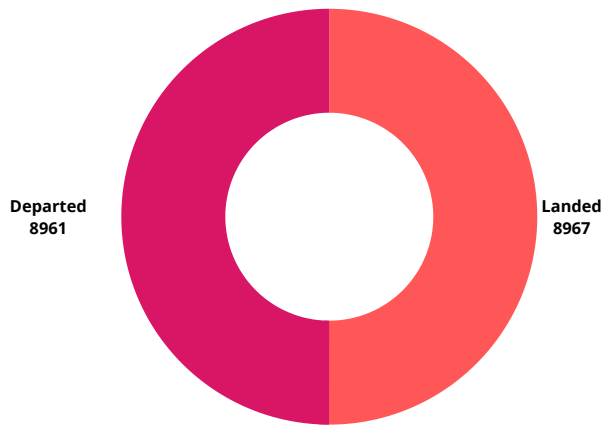




PORTSIDE STATISTICS

ANNUAL DATA

GFLC AIRCRAFT MOVEMENTS



GFLC AIRCRAFT PASSENGERS

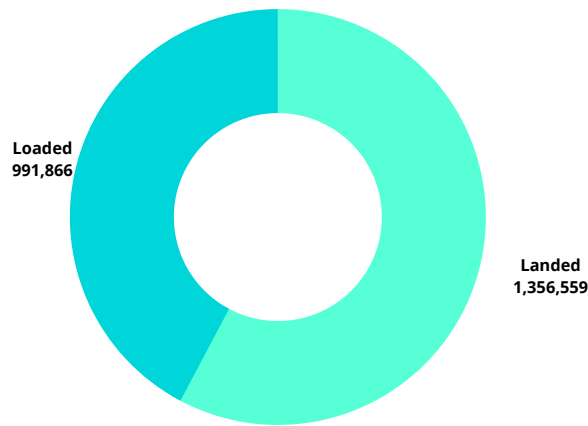




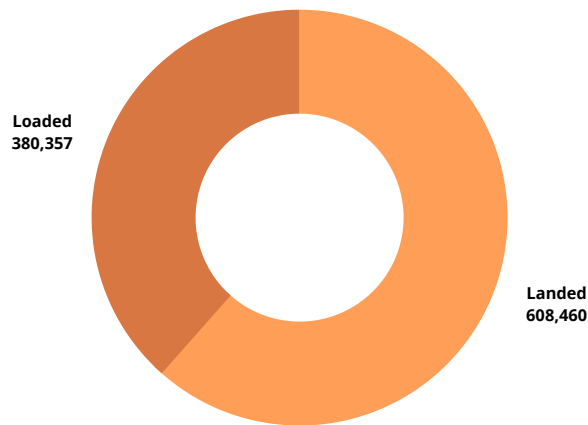
PORTSIDE STATISTICS

ANNUAL DATA

HIA AIRCRAFT CARGO (KG)



GFLC AIRCRAFT CARGO (KG)






PORTSIDE STATISTICS

ANNUAL DATA

CRUISE

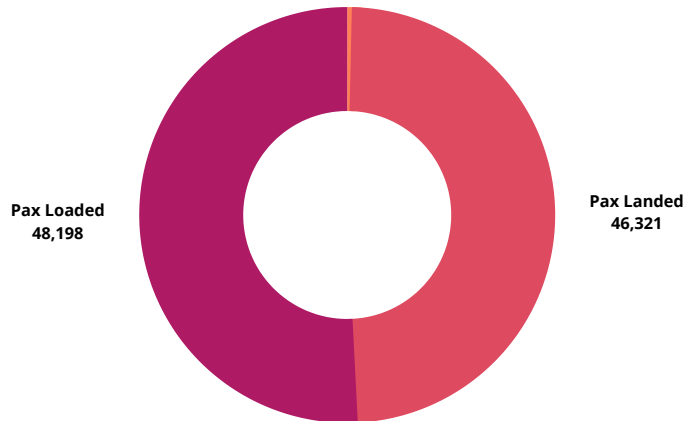
Cruise Calls
464



Passengers
800,868

FERRY

Ferry Calls
340



Pax Loaded
48,198

Pax Landed
46,321

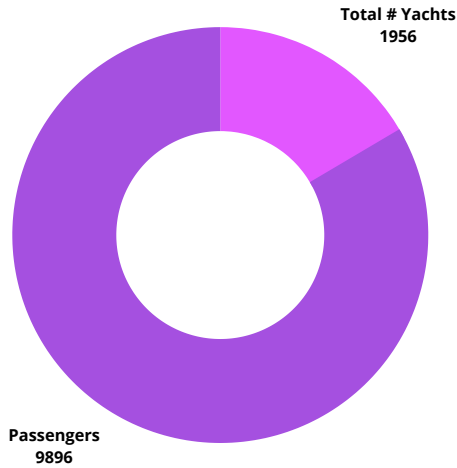




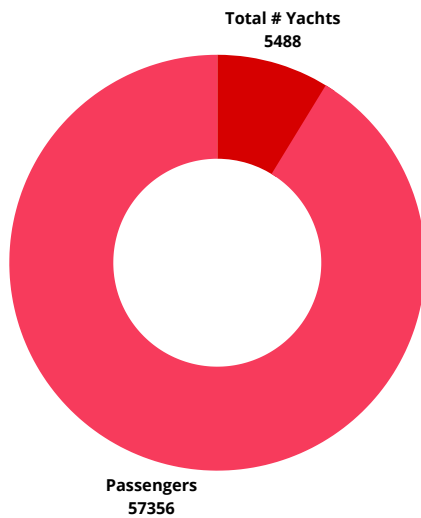
PORTSIDE STATISTICS

ANNUAL DATA

YACHTING (MARIGOT)



YACHTING (RODNEY BAY)

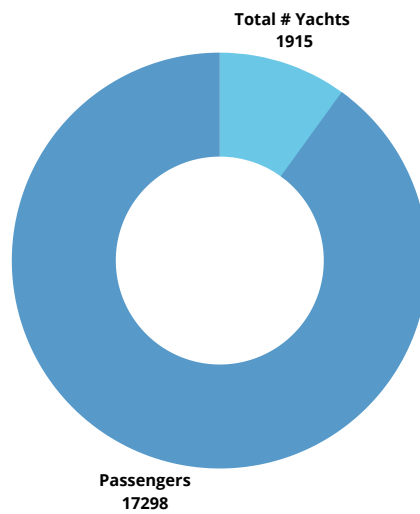




PORTSIDE STATISTICS

ANNUAL DATA

YACHTING (SOUFRIERE BAY)

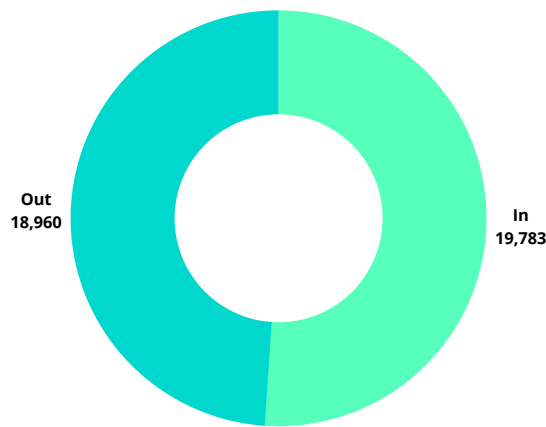




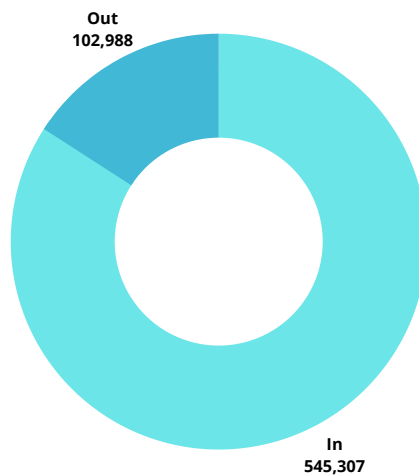
PORTSIDE STATISTICS

ANNUAL DATA

SEAPORT CONTAINER CASTRIES (TEUS)



SEAPORT CARGO CASTRIES (TONS)

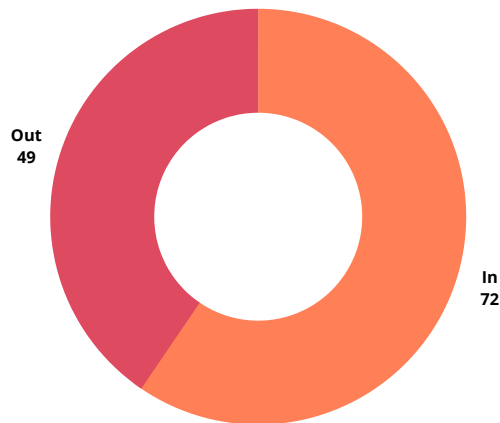




PORTSIDE STATISTICS

ANNUAL DATA

SEAPORT CONTAINER VIEUX-FORT(TEUS)



SEAPORT CARGO VIEUX-FORT(TONS)

